


.156" \mathcal{Q} Hi-Power Connectors — Type CEH and CTH



PANDUIT'S Hi-Power Connectors provide high current capacity for 18 AWG. Provides users with end circuit or through circuit terminations for daisy-chain applications. The connectors are designed with a dimpled contact to increase hertz stress and are post lubricated to prevent corrosion. This feature provides three points of electrical contact when mated. Hi-Power Connectors are available in 2 to 12 circuit positions and are intermateable with .045" square posts. Terminated with Mas-Con standard tooling, no special tooling is needed.

Performance Data

MATERIALS:

Housing: Heat Stabilized Nylon U.L. 94 V-0 Rated
Housing Color: Black
Contact: High Tensile Copper Alloy
Plating: 200 μ " Tin Over Nickel
 30 μ " Gold Over Nickel (Contact factory)

MECHANICAL:

Mating Force: 3.0 lbs. max. per contact
Unmating Force: 1.5 lbs. min. per contact
Wire Range: .090" max. outside diameter
Recommended Wire: PVC, U.L. Styles 1007, 1061. Consult factory for other wire sizes.

ELECTRICAL

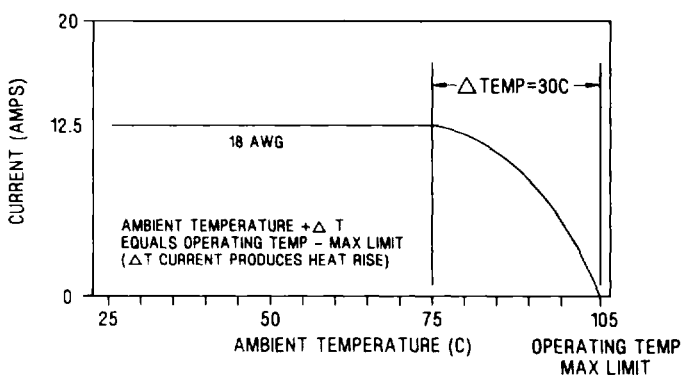
Current Rating: 18 AWG-12.5 Amps (Consult factory for loading recommendations)

TEMPERATURE

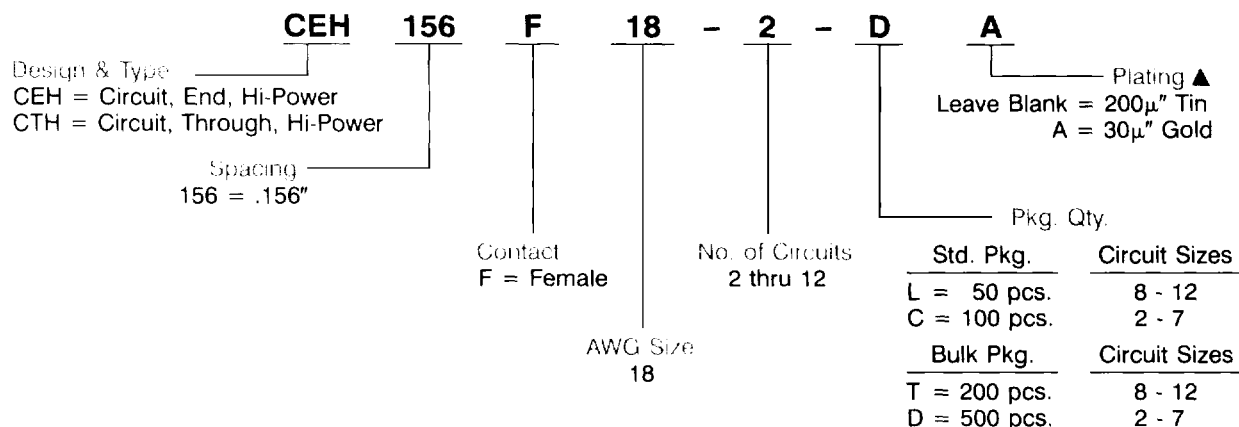
Range: -67°F to 221°F (-55°C to 105°C)

AGENCY APPROVALS:

U.L. Recognized — File No. E73711
C.S.A. Certified — File No. 46657



Part Number System



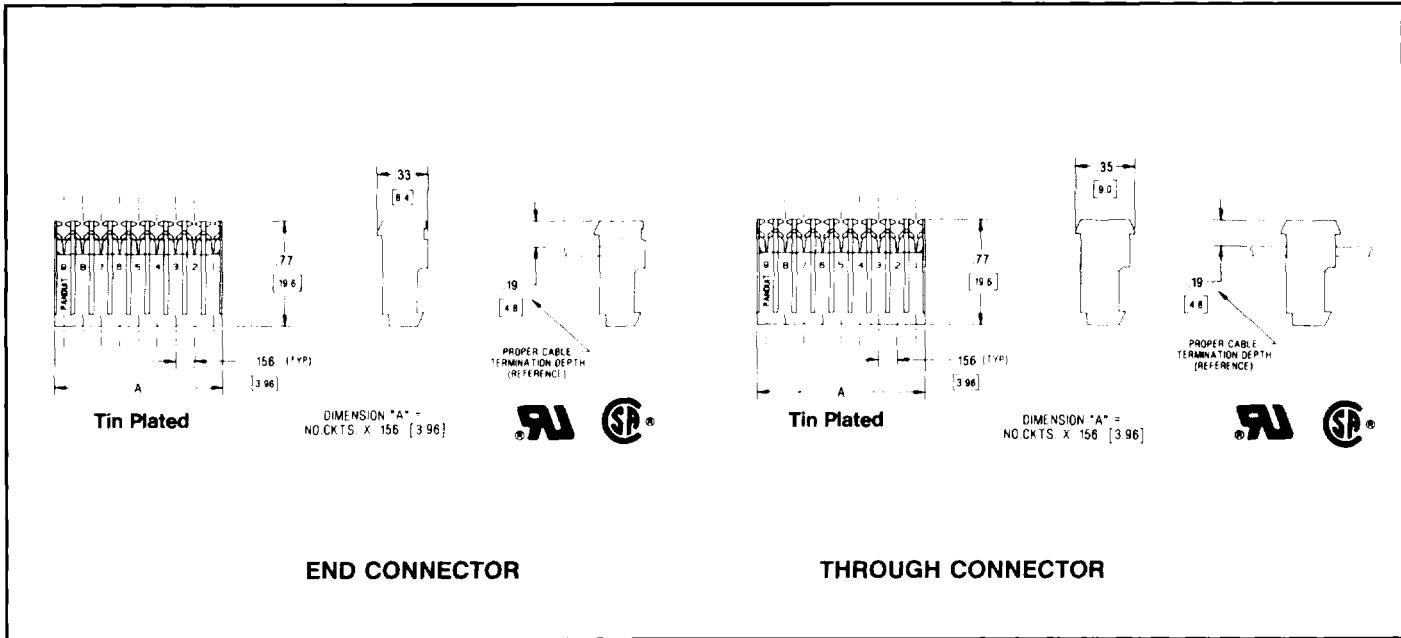
▲ For 30 μ " or 15 μ " gold plating, contact factory.

A

A22 MAS-CON® IDC Connectors

.156" \varnothing End and Through Connectors 200 μ " (5.08 μ m) Tin Plating

Dimension Drawing



All dimensions shown in inches and (millimeters)

Ordering Information

.156" \varnothing End Connectors

No. of Ckts.	Wire Size
	18 AWG
2	CEH156F18- 2-□
3	CEH156F18- 3-□
4	CEH156F18- 4-□
5	CEH156F18- 5-□
6	CEH156F18- 6-□
7	CEH156F18- 7-□
8	CEH156F18- 8-□
9	CEH156F18- 9-□
10	CEH156F18-10-□
11	CEH156F18-11-□
12	CEH156F18-12-□

.156" \varnothing Through Connectors

No. of Ckts.	Wire Size
	18 AWG
2	CTH156F18- 2-□
3	CTH156F18- 3-□
4	CTH156F18- 4-□
5	CTH156F18- 5-□
6	CTH156F18- 6-□
7	CTH156F18- 7-□
8	CTH156F18- 8-□
9	CTH156F18- 9-□
10	CTH156F18-10-□
11	CTH156F18-11-□
12	CTH156F18-12-□

NOTES:

- For strain relief combination covers refer to page A29.
- Contact factory for gold plating.
- Use part number suffix "A" for 30 μ " gold plating.
Ex. CTH156F18-12-LA